

Quick Start Card Making Guide for our "Say it with a Smile" Card Challenge!



A fun and simple way for individuals or groups to volunteer and support the Forgotten Wishes Foundation's Forget-Me-Not Friends Club Program with Happy Mail. We provide all the steps in this quick start information sheet.

The Volunteer Project:

This activity is perfect for individuals, families, schools, community groups, and virtual or in-person Card Parties

We are asking you to create 5x7 fold-over greeting cards for our Forget-Me-Not Friends Club members using smiley faces, happy emojis, sunshine, or other cheerful designs as your card theme.

Each card is a reminder that a simple smile can brighten someone's day, whether across the street or across the country. This challenge is easy to personalize using stickers, markers, colored pencils, washi tape, and imagination!

Materials Needed:

- 5x7 fold-over blank greeting cards, cardstock cut to size, or purchased cards with a blank interior that are gender neutral. (No construction or copy paper, please.)
- Markers or colored pencils
- Black or blue pen to write your message inside the card. Please print. It is also ok to print out a message and paste it inside the card.
- Smiley-face or happy-themed stickers, washi tape, watercolor paint, stencils (optional but fun to use!). *Check out our affiliate links to purchase items to support the Forgotten Wishes.*
- The Card Maker Template to enclose inside your completed card at the end of the quick start guide, or [click here: Card Maker Template Form](#)

Please Avoid These Materials:

Crayons, glitter, construction paper, buttons, googly eyes, or raised decorations.



Steps To Create Your Cards:

1. You may choose to select one of these to write on the front of your card:

- · Hello!
- · Hello, Friend!
- · Sending Smiles Your Way!
- · Be the reason someone smiles today.



2. Decorate Your Card

- Draw one large smiley face or several smaller ones.
- Use smiley face stickers or happy-themed decorations.
- Add colorful washi tape, sunshine, or doodles.

3. Write a message inside the card




- Keep messages warm, kind, and welcoming.
- Use print, not cursive. Do not use a highlighter or light-colored ink.
- Do not include personal contact information or your last name.
- Include the Card Maker Form because this adds context and connection for the reader.
- Please do not place cards inside envelopes.

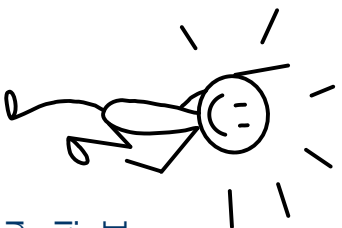
For more detailed instructions and guidance, visit www.forgottenwishes.org for videos, blog posts, and our [FREE HOW TO GUIDE.](#)

Sending Cards to Forgotten Wishes Foundation

Please do not place cards inside individual envelopes. Please complete the attached submission form and include it with your cards. Mail the cards to Forgotten Wishes for distribution. 4321 Kingwood Dr. #58. Kingwood, TX 77339



Hello friend. My first name is



_____ and I live in _____.

I made a card for you today, and I thought it would be fun to share a few things about myself with you!

My favorite animal: _____

My favorite color: _____

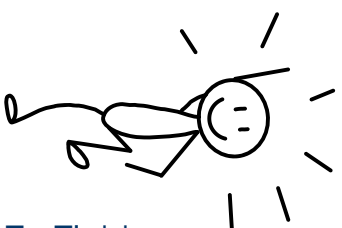
My favorite toy or fidget: _____

One of my favorite movies: _____

A celebrity, athlete, or singer I'd like to meet: _____

The company or organization that I am a part of that told me about the Forget-Me-Not Friends Club is: _____

Hello friend. My first name is



_____ and I live in _____.

I made a card for you today, and I thought it would be fun to share a few things about myself with you!

My favorite animal: _____

My favorite color: _____

My favorite toy or fidget: _____

One of my favorite movies: _____

A celebrity, athlete, or singer I'd like to meet: _____

The company or organization that I am a part of that told me about the Forget-Me-Not Friends Club is: _____



CARD PARTY HOST SUBMISSION FORM

PLEASE COMPLETE AND SEND THIS FORM WITH
YOUR CARDS TO THE FORGOTTEN WISHES FOUNDATION
Mail the completed cards to Forgotten Wishes Foundation
4321 Kingwood Dr. #58, Kingwood, TX 77339

Organizations Name: _____

Date: _____

Card Party Host

Full Name: _____ Phone: _____
Email: _____

Who Else Should We Recognize

Full Name: _____ Phone: _____
Email: _____
Additional Notes: _____

Card Party Details

How Many Cards Were Made? _____ How Many People Participated? _____
What Kind of Event Did You Have? In-person Virtual Card Station Other:

What Would You Share With Others About Your Experience and Hosting a Card Party?

